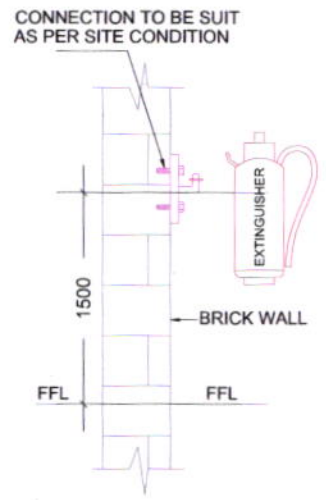
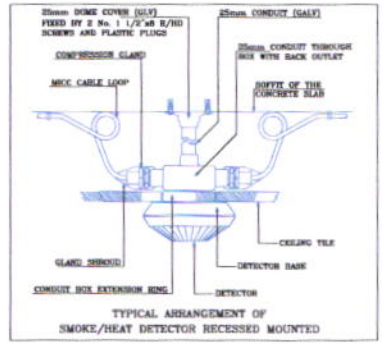
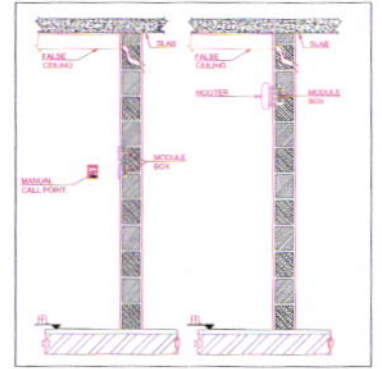
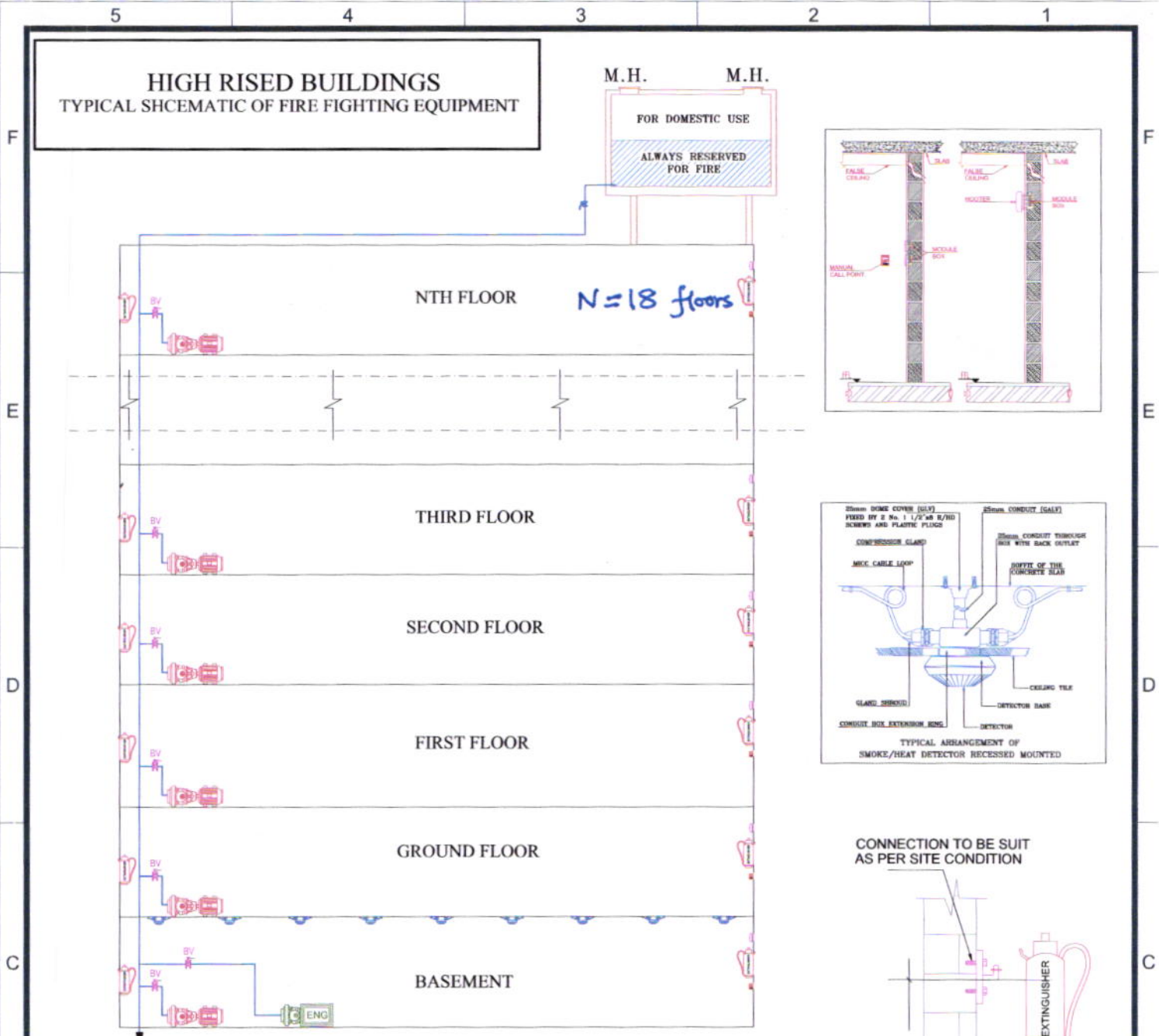


HIGH RISED BUILDINGS TYPICAL SCHEMATIC OF FIRE FIGHTING EQUIPMENT



25mm/50mm PLUMBING LINE

EXISTING FIRE FIGHTING SYSTEM QUANTITY

SL/ No	FLOOR	EXTINGUISHERS	MCP	ALARM HOOTERS	HEAT DETECTORS	2HP PLUNGER PUMP	8HP PETROL PLUNGER PUMP
1	TYPICAL FLOOR	REQ. NOTE 1	REQ. NOTE 2	REQ. NOTE 3	REQ. NOTE 4	REQ. NOTE 5	REQ. NOTE 6

- NOTE 1: REQUIRED 1No. PER EVERY 100 Sq.m
- NOTE 2: REQUIRED 1No. @FLOOR IN EVERY STAIRCASE.
- NOTE 3: REQUIRED 1No. @FLOOR IN EVERY STAIRCASE.
- NOTE 4: REQUIRED IN BASEMENT FLOOR / PARKING FLOOR.
- NOTE 5: REQUIRED 1No. PER EVERY FLOOR / (1No. PER EVERY 1000 Sq.m)
- NOTE 6: REQUIRED 1No. AT BASEMENT / PARKING FLOOR (1No. PER EVERY 1000 Sq.m)

OTHER RECOMMENDATIONS

1. ELECTRICAL MCB'S INSTALLATION SHOULD BE CONSIDERED FOR ALL WHEREVER NECESSARY.
2. EMERGENCY POWER FOR FIRE FIGHTING PUMPS AND FIRE MAN LIFT IS NECESSARY.
3. LIGHTNING PROTECTION FOR THE BUILDING IS NECESSARY.
4. EXIT PASSAGE WAY AND STAIR CASE LIGHTING (LED'S) WITH SIGNAGES ARE NECESSARY.

SHOWN AS	DESCRIPTION
	2HP TRIPLEX PLUNGER PUMP
	8HP TRIPLEX PETROL ENGINE PUMP
	HEAT DETECTOR
	MANUAL CALL POINT
	ALARM HOOPER
	FIRE EXTINGUISHER
	WATER FLOW CONTROL VALVE